

ACIDO LABILE OR GASTRO IRRITANT APIs AND ENTERIC RELEASE IN GALENIC PRACTICE: AN OVERVIEW

Luisetto M^{1*}, Almukthar N², Edbey K³, Mashori G.R⁴, Cabianca L⁵, Latyshev O.YU⁶

¹independent researcher applied pharmacologist, Hospital pharmacist manager, Italy PC area 29121

²Professor, Physiology, College of Medicine, University of Babylon, Hilla, Iraq

³Professor of physical chemistry, Libyan Authority for Scientific Research

⁴Mashori G.R. Professor, Department of Medical & Health Sciences for Woman, Peoples University of Medical and Health Sciences for Women, Pakistan

⁵medical laboratory Turin, Citta della salute -Italy

⁶IMA academy President

Corresponding Author: Luisetto M, independent researcher applied pharmacologist, Hospital pharmacist manager, Italy PC area 29121

Received date: November 07, 2024; **Accepted date:** November 10, 2024; **Published date:** November 28, 2024

Citation: Luisetto M^{1*}, ACIDO LABILE OR GASTRO IRRITANT APIs AND ENTERIC RELEASE IN GALENIC PRACTICE: AN OVERVIEW, *Digestive System and Hepatobiliary Diseases*, vol 1(1). DOI: 10.9567/ISSN.2024/WSJ.92

Copyright: © 2024, Luisetto M^{1*}, this is an open-access article distributed under the terms of The Creative Commons Attribution License, which permits unrestricted use, distribution, and reproduction in any medium, provided the original author and source are credited.

Abstract

Aim of this work is to verify the acid labile, gastro irritants APIs for oral subministration and the active molecule that need a specific enteric release.

This information are useful in galenic field in order to choose the best veicle (for oral suspension or solution) and the right kind of capsules (normal or with gastroresistance).

In this article not all molecules are analyzed, only submitted significative example.

Some formulation are reported that require specific PH or enteric release or based on lightly water soluble API.

Various characteristics of some commercial product (veicle for oral suspension) are reported only to show the composition and the rationale of their use: the reason to use one veicle for pH 4 or for buffered at pH 7-8 or and related the capsules: use of normal or AR or treated for gastroresistance - enteric coating.

The chemico-physical properties of the active principle are crucial to choose the right veicle for oral suspension or the kind of capsules (gastroresistance or not).

Fundamental for this approach the physiology of the Ph variation along the GI apparatus.

Key words: chemico-physical properties, physiology, acid-labile API, gastro irritants API, enteric release, galenic, gastroresistance, Ready for use veicle for oral suspension, gastro resistance cps, solubility, compatibility, stability

Introduction

In the galenic practice is needed to verify before to start the preparation to verify the compatibility of the APIs with the excipients: for oral solution and suspension the solubility and the stability in acid-basic environment and the need or not for a controlled release in the GI tract.

it is crucial to observe the PH variation along the GI tract for the implication in the galenic practice: there is a great

variation from pH 1,5-4 in the stomach since pH 7 in small and large intestine and 8,5 in Duodenum

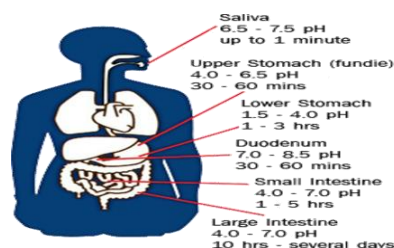


Fig n 1 GI PH variation

Related the specific pharmaceutical form needed and its profile of release various literature are of interest :

S.T.P. PHARMA SCIENCES 1999

Formulation and stability evaluation of enteric-coated omeprazole formulations

S. Bozdag, S. Çalis and M. Sumnu

“The most important reasons for enteric coating can be summarized as follows:

- to protect acid-labile drugs from the gastric fluid (like enzymes and certain antibiotics),
- to prevent the distress or nausea due to irritation from a drug (like sodium salicylate),
- to deliver the drugs intended for local action in the intestines (intestinal antiseptics could be delivered to their site of action in a concentrated form and bypass systemic absorption in the stomach)
- to deliver the drugs that are optimally absorbed in the small intestine to their primary absorption site in their most concentrated form,- to provide a delayed-release component for repeat action tablets .”

From Khulbe et al., IJPSR, 2017; Vol. 8

“Acid labile drug”is a drug that is easily destroyed in acidic environment.

Stomach is the main site for drug absorption mainly by the oral rout. The pH of the stomach is acidic so the

absorption of acid labile (AL) drugs through stomach is difficult.

The most commonly used acid labile AL drugs are amylase, aureomycin, bacitracin, beta carotene,

cephalosporins, Chloromycetin, cimetidine,cisapride, clorazepate, deramciclanc,

didanosine, digitalis glycosides,dihydrostreptomycin, erythromycin, etoposide,famotidine, hormones (estrogens, insulin, adrenalin ,heparin), lipase, ,novobiocin, pancreatin, penicillin salts, polymyxin, pravastatin, progabide, protease,quinapril, ranitidine, streptomycin, sulphanilamide or esomeprazole, lansoprazole, omeprazole, pantoprazole or rabeprazole. Amylase, lipase, protease , PPI are most commonly used drug which are unstable in acidic environment i.e. acid labile. PPI are used to suppress the acid of the stomach. The use of Proton pump inhibitors

is not limited it is also used for the suppression of ulcer related to stress and nonsteroidal anti-inflammatory drugs (NSAIDs).Long term use NSAIDs causes serious ulcer ”

A REVIEW ON RECENT ADVANCES IN ENTERIC COATING AND ENTERIC POLYMERS

P. Mounica, S. Pavani and P. Mounica Rani

Avanthi Institute of Pharmaceutical Sciences, Bhogapuram, Vizianagaram, A.

India.

“Some drugs are irritating when exposed to the gastric mucosa including aspirin ASA, omeprazole and strong electrolytes like as ammonium chloride. Enteric coating is one method of reducing or eliminating irritation from such kind of drugs.

Enteric coated EC means a tablet or capsule or the other form of oral medication which is layered with a defensive coating. This coating is used to fortify the stomach from unwanted effects or detrimental

effects of a medication. It is most frequently used in aspirin and other NSAIDs that are known to antagonize the stomach lining, but is also often used in medications or vitamins that need to dissolve in the small

intestine and absorbed in properly way .

REASONS FOR ENTERIC COATING :

To protect the stomach from the drug or To protect the drug from the stomach ,

To release the drug after the stomach : into the intestine tract

To protect the acid liable drugs from the gastric fluid (enzymes and certain antibiotics)

To forbid gastric distress /nausea due to irritation from a drug (sodium salicylate)

To deliver drugs intended for local action into the intestines tract, like intestinal antiseptics

could be delivered to their site of action in a concentrated form.

Need for minimizing 1th pass metabolism.

To extend a delayed release DR component for repeat-action tablets.”

Related the APIs and its characteristics it is possible to classify :

Between the ACIDO labile APIs :

Penicillin salts, Amoxicillin, Erythromycin, proton pump inhibitors (or "PPIs") such as Lansoprazole, or Omeprazole; pancreatin, digitalis, Furosemide, duloxetine, Budesonide, Vivotif

GASTRO IRRITANTS : Acid valproic, Ferrum salts, Teofillin, Tiazide, anticoagulants, Fans like diclofenac, naproxen, anticoagulants (Noacs), strong electrolyte like ammonium chloride, potassium chloride

(In example ferrograd RP is in commerce and KCL retard)

ENTERIC RELEASE IS NEEDED in example for : Budesonide (modified release), Tiamin (absorbed in the small intestine : there are gastroresistance cp available)

Related the solubility is relevant to observe that :

Volume 657, 25 May International Journal of Pharmaceutics

Exploring paediatric oral suspension development: Challenges, requirements, and formulation advancements

Sachin S. Gaikwad, Javier O. Morales, Narayan B. Lande, Johanna Catalán-Figueroa

Umesh D. Laddha, Sanjay J. Kshirsagar

"The main reason for the development of an pharmaceutical suspensions PS is because of drug poor water solubility."

MATERIALS AND METHODS

With an observational approach some relevant literature is reported (from 1 to 11) and analyzed related the topic under investigations. (Various figure from 1 to 9 help in the general meaning.)

Some formulation or vehicle composition are also reported.

An experimental project hypothesis is submitted and finally a global conclusion is reported with a suggested rational way to follow in choosing the right excipients-vehicle to be used in oral suspension or Capsules in the galenic practice.

RESULTS

FORM LITERATURE

According Christine M Geiger et al

"The stability of 10 active pharmaceutical ingredients APIs was studied in SyrSpend SF PH4 or SyrSpend SF Alka at room and/or refrigerated temperature (2°C to 8°C). An oral suspension OS of each active pharmaceutical ingredient

was compounded in low actinic plastic bottles at a specific concentration in SyrSpend SF PH4 or SyrSpend SF Alka.

Furosemide was stable for at least 14 days in SyrSpend SF Alka at refrigerated conditions. Prednisolone sodium phosphate in SyrSpend SF PH4 was stable for at least 30 days at room temperature RT and refrigerated conditions. Ranitidine hydrochloride suspensions in SyrSpend SF PH4 at room temperature RT and refrigerated conditions were stable for at least 30 days and 58 days, respectively. Hydrocortisone hemisuccinate and sodium phosphate retained greater than 90% for at least 60 days at both room temperature and refrigerated samples in SyrSpend SF PH4. Amiodarone hydrochloride and nifedipine suspensions at both room temperature RT and refrigerated conditions retained greater than 90% of the initial concentrations for at least 90 days in SyrSpend SF PH4. Refrigerated samples of simvastatin in SyrSpend SF PH4 were stable for at least 90 days. Spironolactone in SyrSpend SF PH4 at room temperature RT retained more than 90% of the initial concentration for at least 90 days. Phenobarbital PHB in SyrSpend SF PH4 retained above 90% of initial concentration for at least 154 days at room temperature. This studywork demonstrated the stability of a wide range of frequently used active pharmaceutical ingredients, tested in SyrSpend SF PH4 and SyrSpend SF Alka at different storage conditions." (1)

Sarah O'Donnell et al

"Budesonide is a synthetic steroid of the glucocorticoid family with a high topical antiinflammatory activity. Enteric-coated EC formulations resist gastric-acid degradation, delivering active drug AD to the small intestine and proximal colon" (2)

Trang T et al

"Using enteric coating EC is useful to bypass the gastric pH barrier and prevent gastric inactivation of the pancreatic enzymes" (3)

From

<https://remedy.bnssg.icb.nhs.uk/media/6429/treatment-of-iron-deficiency-anaemia-in-adults-final.pdf>

"Adverse effects of iron: include constipation, diarrhoea, epigastric pain, faecal impaction, gastrointestinal GI irritation and nausea." (4)

From Uniphyllin Continus 400mg prolonged-release tablets technical sheet :

theophylline monohydrate

“between the undesirable effects: abdominal pain, Diarrhoea, Gastric irritation, Gastro-oesophageal reflux Nausea / Vomiting”

Rabia Bushra et al

“Ibuprofen is a propionic acid derivative (an NSAIDs). Major adverse reactions associated with Ibuprofen are related to GIT and include peptic and mucosal ulcers, dyspepsia, severe gastric pain, bleeding, that results in excessive treatment failure.”(5)

A Prakash et al

“Oral delayed-release mesalazine is an enteric-coated EC formulation which releases mesalazine in the terminal ileum and colon.”(6)

Dmitry S. Bordin et al

“It is assumed that anticoagulants may increase the risk of bleeding from the gastrointestinal GI tract through several mechanisms or their combinations:

(1) a systemic anticoagulant effect;

(2) **local anticoagulant effect;**

(3) **local irritant effect;** and

(4) a local action of the drug not that is not associated with coagulation (in example, the inhibition of mucosal healing).”(7)

Kenneth T Moore et al

“Because some patients have difficulty swallowing a whole tablet, we investigated the relative bioavailability of a crushed 20 mg rivaroxaban tablet and of 2 alternative crushed tablet dosing strategies.

Stability and nasogastric NG tube adsorption characteristics of a crushed rivaroxaban tablet were assessed. In 55 healthy adults, relative bioavailability of rivaroxaban administered OS as a whole tablet, crushed tablet in applesauce suspension, or crushed tablet in water suspension via NG tube were determined.

There were no significant changes in mean % of non-degraded rivaroxaban recovered over 4 h from crushed tablet suspensions or after NG tube exposure. Relative bioavailability BA was similar between the Crushed-Oral and Reference dosing (C_{max} and AUC_{∞} were within the 80-125% bioequivalence limits). Relative bioavailability RB was also similar between Crushed-NG and Reference dosing (AUC_{∞} was within bioequivalence limits; C_{max} [90% CI range: 78.5-85.8%] was only slightly below the 80% lower bioequivalence limit).

A crushed rivaroxaban tablet was stable and when administered OS or via the NG tube, displayed similar relative bioavailability compared to a whole tablet administered orally.” (8)

Antonio Spennacchio et al

“Omeprazole is the progenitor of PPI. It is used for the treatment of ulcer and gastroesophageal GE reflux in dosages ranging from 10 mg/day to 40 mg/day, calibrated according to the patient's age and body weight. In this study work, the authors provide a report on the preparation of an extemporaneous liquid formulation of omeprazole using the fast oral solution Chopin a hydroxypropyl- β -cyclodextrin liquid base (pH 8 to 9) that is able to solubilize the drug. A solubility study of the drug in the liquid vehicle and a physical-chemical stability study of the 1-mg/mL formulation at 4°C and 25°C were performed. Analyses were carried out by using a HPCL method. Results showed that the intrinsic solubility IS of the drug in Chopin base was 5.33 mg/mL \pm 0.23 mg/mL at 25°C and that omeprazole was chemically stable when the formulation was stored at 4°C over a period of 3 months, while its shelf life SL at 25°C was only 9 days. This work demonstrated that the resulting liquid formulation is suitable for all patients, in particular children or adults who are unable to take other pharmaceutical dosage PD forms, which overcomes the limitations of the medicines currently available on the market”. (9)

Omeprazolo capsule gastroresistenti (Omeprazole Capsule, Gastro-resistant B.P. 2024)	
Composizione:	
omeprazolo	mg 10-20
Metolose 90SH® (idrossipropilmetilcellulosa)	mg 40
amido di mais pregelatinizzato q.b. per 1 cps in DR-caps®	

Fig n 2 From Bettiol BP formulation (gradually release of the acido labile API using as excipients Metolose 90SH in Acido resistance cps) Of interest to observe the composition of a right for use vehicle for oral suspension buffered at PH > 7 :

Table 1 Syrspond SF Alka composition		
Ingredient	Function	Safety references
Modified food starch	Suspending agent	FDA 21CFR 172.892 ⁵⁹
Calcium carbonate	pH adjustment	FDA GRAS listed ⁶⁰
Sucralose	Sweetener	FDA, EC Scientific Committee on Food ^{61, 62}

Fig n 3 From Fagron: Syrspond ALKA composition

Formulas

#FA01122 Esomeprazole 3 mg/mL Oral Suspension in SyrSpend SF ALKA Dry

#FA00937 Furosemide 10 mg/mL Oral Suspension in SyrSpend SF ALKA Dry

#FA01017 Pantoprazole 2 mg/mL Oral Suspension in SyrSpend SF ALKA Dry

Formulas are available for download for FACTS members: fagronacademy.us

Fig. n. 4 Formulation of some PPI oral suspension

Daniel Banov, et al

“Oral vehicles play a critical role in the formulation of oral liquid medicines and are particularly important in addressing the needs of special patient populations. These vehicles are used to create solutions and suspensions of **water-soluble and water-insoluble drugs**, providing the desired stability, viscosity, pH and taste-masking capabilities. Unispend Anhydrous is a plant-based, anhydrous oral suspending AOS vehicle that is naturally sweetened. It contains medium-chain triglycerides TG, glyceryl distearate and polyglyceryl-3 oleate as its key ingredients. The vehicle includes a bitterness-masking agent to enhance its palatability. It is especially suitable for APIs that are unstable in water, are lipophilic or with unknown aqueous stability” (10)

(Depakin 200 mg/ml 40 ml oral solution excipient list : urea, NaOH, purified water as reported in the technical sheet)

Acid valproic oral suspension : it is used UNISPEND as vehicle related to the slightly solubility in water of this API. (less than 1 mg/mL at 72 °F) and its lipophilic characteristic.

From US PHARMACIST Bosentan oral suspension 6,25 mg/ml

“Thoroughly pulverize the Tracleer (bosentan monohydrate) tablets (as 10 of the 62.5-mg or five of the 125-mg tablets) to a fine powder. Incorporate sufficient glycerin to form a smooth paste. Add sufficient Flavor Plus:Flavor Sweet (1:1) slowly with thorough mixing to final volume, and mix well. Package and label.

From SIFAP: Italian Society of compounding pharmacist :

5. FORMULAZIONE

5.1 Allestimento a partire dalla materia prima

Forma farmaceutica: Sospensione orale Amoxicillina (250 mg/5 mL)

Composizione quali-quantitativa

Ingredienti	quantità	
Amoxicillina triidrata	5,74 (equivalente a AMOXICILLINA 5 g)	g
Aroma ciliegia (o altro)	0,2	g
Destrosio monoidrato	30	g
Idrossipropilmetilcellulosa	0,8	g
Acqua purificata	q.b. 100	mL

Fig. n 5

FORMULA			
Furosemide 10 mg/mL Oral Suspension			
Rx (for	Ingredient		
100 mL);	Furosemide	1 g	
	SyrSpend SF Alka or simple syrup	qs	100 mL

Fig n 6 from US PHARMACIST

From SIFAP procedure IBUPROFEN ORAL SUSPENSION:

“ the pharmacist can evaluate for the preparation of the oral suspension of Ibuprofen the use of “ ready for use basis ” like : Base liquida per sospensione Acef; Base per sospensione orale Galeno; Fast Oral

Solution Wagner – Farmalabor SyrSpend SF PH4 Fagron; o altre analoghe; in this case assign the date of last use also according to the indications or stability study provided by the producer and proceed with the controls on the final products as required .”

Gateway Pediatric Pharmacy Group Oral Liquid Formulations			
Drug name:	Hydrochlorothiazide	Shelf Life:	60 days
Concentration:	5 mg/mL	Storage:	Refrigerate or Room Temperature
Volume:	50 mL	Auxiliary Labeling:	Shake Well, Refrigerate

Ingredients	QS	Quantity	Units
Hydrochlorothiazide 25 mg tablet		10	Tablets
Ora-Plus/Ora-Sweet	Y	50	mL

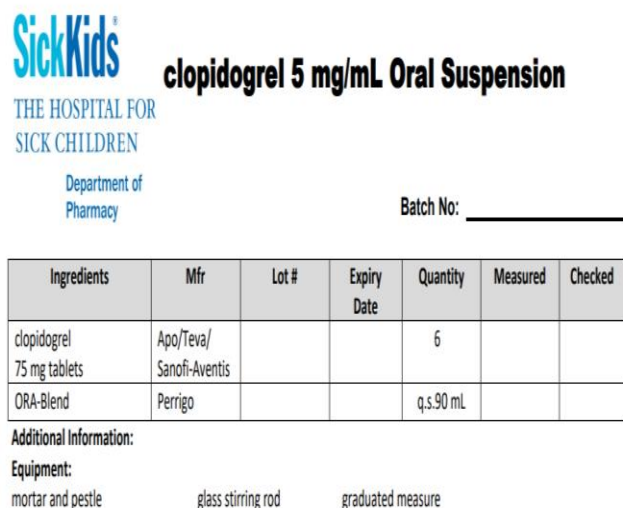
Directions:

1. Grind hydrochlorothiazide tablets into a fine powder
2. Add a small amount of vehicle to form a uniform paste
3. Add 30 mL of 1:1 Ora-Sweet/Ora-Plus in small portions to achieve a uniform mixture
4. Transfer to a graduate and rinse mortar and pestle with small amounts of vehicle
5. QS to final volume with vehicle

Notes:

- May substitute Ora-Plus/Ora-Sweet with Ora-Blend
- May also substitute Ora-Plus/Ora-Sweet with Ora-Plus/Ora-Sweet SF

Fig n 7 from GPPG Oral Liquid Formulary V2 - Aug 2018.pdf



Ingredients	Mfr	Lot #	Expiry Date	Quantity	Measured	Checked
clonidogrel 75 mg tablets	Apo/Teva/Sanofi-Aventis			6		
ORA-Blend	Perrigo			q.s. 90 mL		

Additional Information:

Equipment: mortar and pestle, glass stirring rod, graduated measure

Fig n 8 form Sickkids, Ora-Blend® is buffered to a slightly acidic pH (4.2) to help maintain preparation stability.

Preeti Khulbe et al

“Buffer formulation: dosage forms which are used to increase the acid stability of the drug by increasing the pH of the site of the release.

These formulations increase the pH of the delivery site and then release the drug so that it

does not appear in acidic environment AE. Buffers can be classified as: water soluble and water insoluble buffers.

Water insoluble buffers are: aluminum hydroxide, dihydroxy aluminum sodium carbonate,

calcium carbonate, aluminum phosphate, Al carbonate, Mg hydroxide dihydroxy

aluminum AL amino acetate, Mg oxide, magnesium trisilicate, aluminum phosphate,

magnesium carbonate and their combinations. Examples of water soluble buffer:

tripotassium phosphate, meglumine, sodium NA carbonate, sodium citrate, Ca gluconate,

disodium hydrogen phosphate, sodium bicarbonate dipotassium hydrogen phosphate, sodium tartarate,

sodium acetate, calcium CA glycerophosphate, tromethamine, magnesium oxide and their

combinations. It has been observed that in situ buffered formulation is an effective approach for

acid labile drugs ALD. There are many formulations which could enhance the acid stability of the drugs

but buffered formulation approach is the most effective and low cost approach. “. (11)

PRACTICAL EXPERIENCE

In order to list the drugs that need GR capsules or vehicle for oral suspension for acid labile APIs it is

Suggested to search in the official national formulary IT the drugs with AIC and pharmaceutical form:

Gastroresistance, modified release, enteric release delay release.

Then it is needed to verify the list of the most common galenic formulation requested in pediatrics or geriatrics

Crucial to verify the composition of the registered drugs about the kind of excipients or gastroresistance coating (or GR pellets inside normal hard capsules).

Finally it is relevant to observe the composition of the various vehicle for oral suspension in commerce:

related the ones for pH 4 and the other for pH 7-8, or for water instable APIs.

After all this it is possible to list the APIs to be protected by the gastric acid environment or to release the active principle in small intestine or enteric release.

This list can be used in the local compounding laboratory.

DISCUSSION

Currently in there are various kind of vehicle for oral suspension: generally these are designed for APIs not

gastro sensible with a PH about 4 or vehicle buffered at pH 7- 8 for the active molecule instable in the gastric environment .

The same can be used hard capsules with gastro protection procedure (acetofalate in acetone bath or

eudragit) when it is needed to protect from the gastric degradation the APIs or if it is needed to protect the gastric wall from gastro irritant principle .

Other specific condition need to delivery the drugs into the intestine environment (like Budesonide in some inflammatory disease m. Chron's) to provide an efficacy therapy.

For this reason in galenic practice it is crucial to verify before to choose the excipients or the kind of capsule if the molecule used for drugs preparation is gastro sensible , or gastro irritants or need a specific delay.

In this work are reported only some significative example that can be of interest for the pharmacist in every day work.

It is useful to verify the excipient and pharmaceutical form used in the registered drugs : in example if used gastroresistance capsules or enteric coated and the composition of ready for use vehicle for oral suspension.

The same to observe the formulation officially in use as well as literature and other information about

Stability of the drugs or gastro irritants characteristics or acid -lability . (see the technical sheet , literature and other publication).

Mandatory to follow the best practice, protocols and procedure adopted (national or international) and the pharmacopea requirements (parameter for gastroresistance capsules or quality control of oral suspension).

Useful to verify in the official national pharmacopoeia the use of gastro resistance capsules or delay release or enteric in the drugs approved.

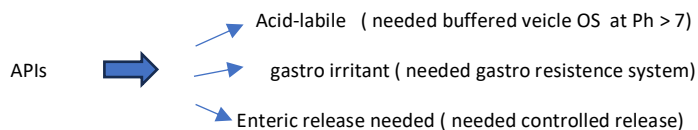
In the compounding activity (reduction of doses for pediatrics) It is crucial to observe if the capsules of registered drugs for adults are only simply coated or gastro resistance coated or with GR pellets inside or delay release with enteric coating (EUDRAGIT based or other polymer).

Many times pharmaceutical industry (for acid labile APIs or gastro irritants) use normal gelatin capsules with inside pellets coated with gastroresistance polymers. (this pellets must not to be crashed to avoid the acid inactivation).

Other interesting source of information are the technical sheet of ready for use vehicle for oral suspension as well as

their compatibility table for the various APIs. (pH 4 or pH > 7)

To be considered also if the drug is to be taken in an full stomach or not. (empty pH=2 , full pH about 4)



(For instable in water APIs or high lipophilic consider a specific vehicle)

Fig n 9 flow chart for excipient / cps to be used

CONCLUSION

The need to protect APIs from the acid environment of the stomach or to protect the gastric mucosa from gastro irritant drugs (or the need to release the active principle in the small intestine or in Other enteric district) require to have deeply information about the chemico -physical properties of the active molecule to be used .

If acid labile active principle it is mandatory to protect vs gastric acid or to delay the release in the intestine in order to increase efficacy .

In the galenic practice it is useful to cross the kind of of the registered drugs used for adults for preparing oral suspension or capsules (reduction of doses for pediatrics) with the composition of the various ready for use vehicle available .

Also in order to choose the kind of capsules to be used (normal , Acid Resistance or GR coated).

In an suggested flow chart it is necessary to verify two conditions :

- 1) if the API is acid- labile (or not)in order to choose a vehicle with a pH 4 or instead buffered at 7-8
- 2) if the solubility of the API in water is low , lipophilic or it is instable in water . (in this last situation to be evaluated a specific vehicle).

It is relevant to verify also in the official national pharmacopoeia what registered drugs for galenic interest are available for an API if GR pharmaceutical form or delay release .

In every way the compatibility of the APIs with the excipients is crucial for the stability of the final products, efficacy and safety. (for newborn, pediatric or adults patients)

CONFLICT OF INTERESTS: NO

REFERENCES

- 1) Int J Pharm Compd. 2015 Sep-Oct;19(5):420-7.
Stability Assessment of 10 Active Pharmaceutical Ingredients Compounded in SyrSpend SF
Christine M Geiger, Bridget Sorenson, Paul Whaley
- 2) Therapeutic benefits of budesonide in gastroenterology
Sarah O'Donnell and Colm A. O'Morain
<https://doi.org/10.1177/20406223103792>
- 3) Trang T, Chan J, Graham DY. Pancreatic enzyme replacement therapy for pancreatic exocrine insufficiency in the 21st century. World J Gastroenterol 2014; 20(33): 11467-11485 DOI: 10.3748/wjg.v20.i33.11467
- 4)<https://remedy.bnssg.icb.nhs.uk/media/6429/treatment-of-iron-deficiency-anaemia-in-adults-final.pdf>
- 5) Braz. J. Pharm. Sci. 46 (1) Mar 2010
<https://doi.org/10.1590/S1984-82502010000100011>
Enteric coating of ibuprofen tablets (200 mg) using an aqueous dispersion system Rabia Bushra, Muhammad Harris Shoaib, Nousheen Aslam, Zafar Alam Mehmood, Durriya Hashmat
- 6) Drugs . 1999 Mar;57(3):383-408. doi: 10.2165/00003495-199957030-00013.
Oral delayed-release mesalazine: a review of its use in ulcerative colitis and Crohn's disease A Prakash , A Markham
- 7) Diagnostics (Basel). 2023 Jul; 13(13): 2220. doi: 10.3390/diagnostics13132220
Drug-Associated Gastropathy: Diagnostic Criteria
Dmitry S. Bordin, Maria A. Livzan, Olga V. Gaus, Sergei I. Mozgovoi, and Angel Lanas
Giuseppe Ingravallo
- 8) Randomized Controlled Trial Clin Pharmacol Drug Dev. 2014 Jul;3(4):321-7. doi: 10.1002/cpdd.123. Epub 2014 May 16.
Rivaroxaban crushed tablet suspension characteristics and relative bioavailability in healthy adults when administered orally or via nasogastric tube
Kenneth T Moore , Mark A Krook , Seema Vaidyanathan , Troy C Sarich , C V Damaraju , Larry E Fields
- 9) Int J Pharm Compd . 2023 May-Jun;27(3):250-255. Stability of Omeprazole Extemporaneous Oral Solution in Chopin Base Antonio Spennacchio , Angela Assunta Lopodota , Flavia Maria la Forgia , Sergio Fontana , Nunzio Denora , Antonio Lopalco
- 10) Pharmaceutics. 2023 Nov; 15(11): 2642. 2023 Nov 20. doi: 10.3390/pharmaceutics15112642 Analysis of the Physical Characteristics of an Anhydrous Vehicle for Compounded Pediatric Oral Liquids Daniel Banov, Yi Liu, Kendice Ip, Ashley Shan, Christine Vu, Oleksandr Zdoryk, August S. Bassani, and Maria Carvalho, Arvind K. Bansal, Smita Salunke, and Daniel Schaufelberger
- 11) Khulbe et al., IJPSR, 2017; Vol. 8(1): 35-44.
Received on 19 July, 2016; received in revised form, 13 September, 2016; accepted, 16 November, 2016; published 01 January, 2017 IN-SITU BUFFERED FORMULATION: AN EFFECTIVE APPROACH FOR ACID LABILE DRUG Preeti Khulbe , Birendra Shrivastava, Pankaj Sharma and Ajay Kumar Tiwari
- 12) Raccomandazione n.19 Ministero della salute IT Raccomandazione per la manipolazione forme farmaceutiche orali solide.
- 13) Valutazione della divisibilità e frantumabilità di forme farmaceutiche orali solide SIFO Manuale 2016
- 14) <https://compoundingtoday.com/OralVehicle/> by the international journal of pharmaceutical compounding
- 15) Bettiol Manual for galenic preparation V edition Tecniche nuove editore